

THE  
**PEW**  
CHARITABLE TRUSTS

MacArthur  
Foundation

# The Pew-MacArthur Results First Initiative: Targeting Resources to Successful Programs

Ashleigh Holand, Senior Associate, Results First  
October 24, 2013

## Critical Policy Challenge

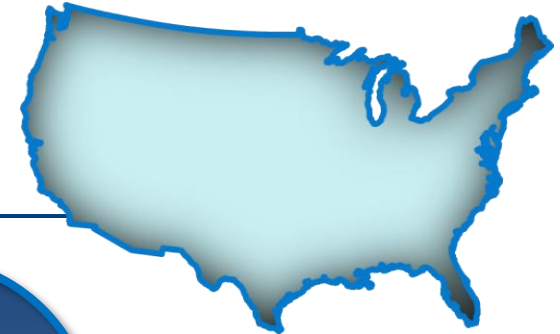
Government leaders want to make strategic budget choices, but often don't know:

- What programs are currently funded
- What each costs
- What programs accomplish
- How they compare to alternatives

# Results First Approach

**1** Use the best **national research** to identify what works

---



**2** Predict **impact** in your jurisdiction

---



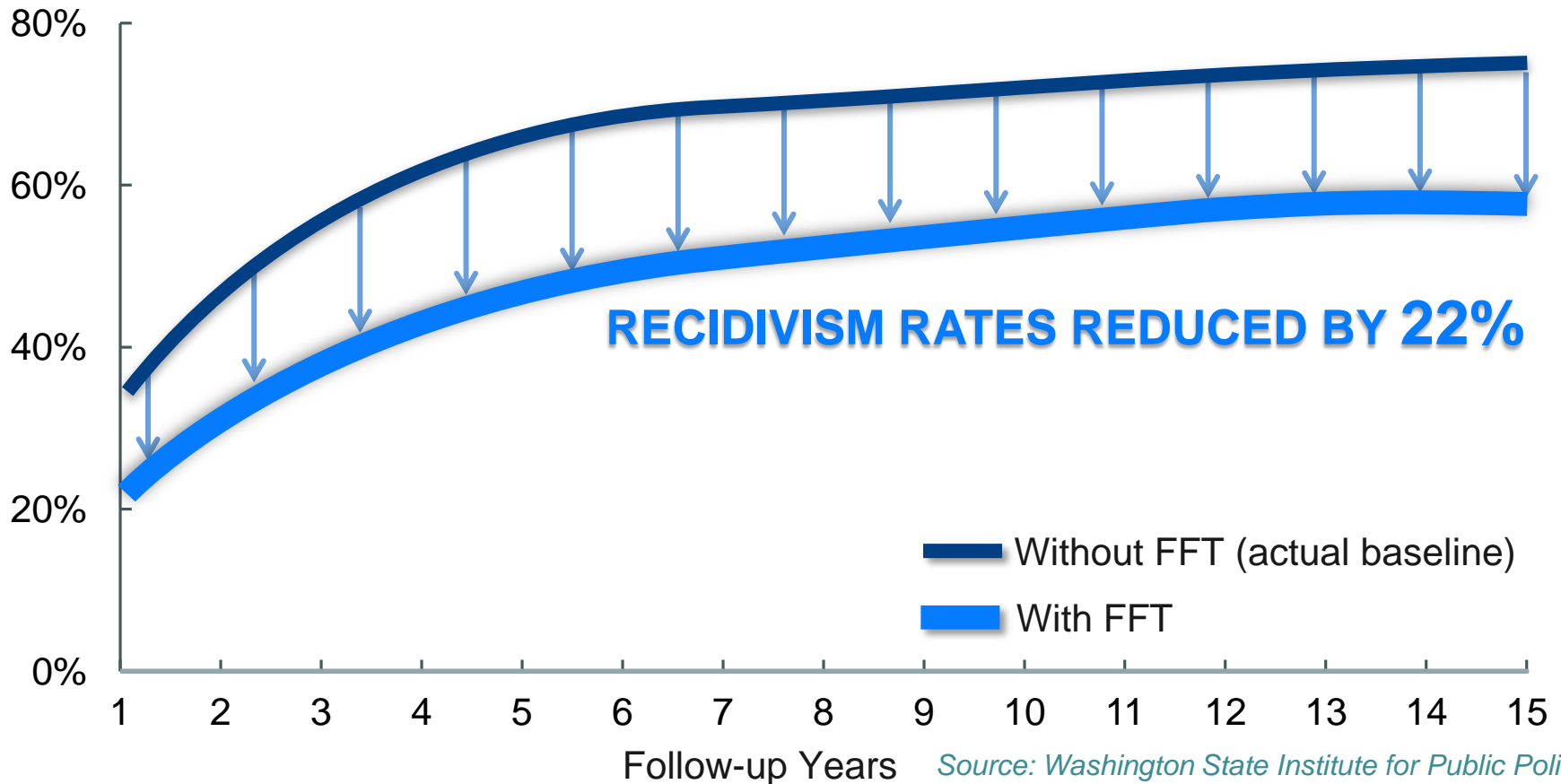
**3** Calculate long-term **costs** and **benefits**

---

**COST**  
**BENEFIT**

# Meta-analysis of Functional Family Therapy

Recidivism Rate



# Functional Family Therapy

BENEFITS PER FAMILY	WA STATE 2010 DOLLARS	MAIN SOURCE OF BENEFITS
Reduced crime		Lower state & victim costs
Increased high school graduation		Increased earnings
Reduced health care costs		Lower public costs
<b>Total Benefits Per Family</b>		

**Cost Per Family**

**\$3,190**

# Functional Family Therapy

BENEFITS PER FAMILY	WA STATE 2010 DOLLARS	MAIN SOURCE OF BENEFITS
Reduced crime	\$31,745	Lower state & victim costs
Increased high school graduation	\$5,686	Increased earnings
Reduced health care costs	\$307	Lower public costs
<b>Total Benefits Per Family</b>	<b>\$37,739</b>	
<b>Cost Per Family</b>	<b>\$3,190</b>	

# Functional Family Therapy

BENEFITS PER FAMILY	WA STATE 2010 DOLLARS	MAIN SOURCE OF BENEFITS
Reduced crime	\$31,745	Lower state & victim costs
Increased high school graduation	\$5,686	Increased earnings
Reduced health care costs	\$307	Lower public costs
<b>Total Benefits Per Family</b>	<b>\$37,739</b>	
<b>Cost Per Family</b>	<b>\$3,190</b>	
<b>Net Present Value</b>	<b>\$34,549</b>	
<b>Benefits Per Dollar of Cost</b>	<b>\$11.86</b>	

## Compare programs in “Consumer Reports” list

POLICY/PROGRAM	COST	LONG-TERM BENEFITS	COST/BENEFIT RATIO
Intensive supervision (only)	\$4,140	<b>-\$578</b>	<b>-\$0.14</b>
Mental health court	\$2,935	<b>\$20,424</b>	\$6.96
Community drug treatment	\$1,602	<b>\$17,711</b>	\$11.05
Correctional education in prison	\$1,128	<b>\$21,426</b>	\$19.00
Work release	\$661	<b>\$7,117</b>	\$10.77
Cognitive behavioral therapy	\$412	<b>\$9,695</b>	\$23.55
Community job training & aid	\$135	<b>\$5,501</b>	\$40.76
JUVENILE PROGRAMS			
Functional Family Therapy	\$3,190	<b>\$37,739</b>	\$11.86
Aggression replacement training	\$1,508	<b>\$62,947</b>	\$41.75
Coordination of services	\$395	<b>\$5,501</b>	\$13.94
Scared Straight	\$65	<b>-\$4,949</b>	<b>-\$76.35</b>

\*Washington State 2012 dollars



# Determine Program Costs

POLICY/PROGRAM	COST
Intensive supervision (only)	\$4,140
Mental health court	\$2,935
Community drug treatment	\$1,602
Correctional education in prison	\$1,128
Work release	\$661
Cognitive behavioral therapy	\$412
Community job training & aid	\$135
JUVENILE PROGRAMS	
Functional Family Therapy	\$3,190
Aggression replacement training	\$1,508
Coordination of services	\$395
Scared Straight	\$65

*\*Washington State 2012 dollars*

# Calculate Long-term Benefits

POLICY/PROGRAM	COST	LONG-TERM BENEFITS
Intensive supervision (only)	\$4,140	<b>-\$578</b>
Mental health court	\$2,935	<b>\$20,424</b>
Community drug treatment	\$1,602	<b>\$17,711</b>
Correctional education in prison	\$1,128	<b>\$21,426</b>
Work release	\$661	<b>\$7,117</b>
Cognitive behavioral therapy	\$412	<b>\$9,695</b>
Community job training & aid	\$135	<b>\$5,501</b>
JUVENILE PROGRAMS		
Functional Family Therapy	\$3,190	<b>\$37,739</b>
Aggression replacement training	\$1,508	<b>\$62,947</b>
Coordination of services	\$395	<b>\$5,501</b>
Scared Straight	\$65	<b>-\$4,949</b>

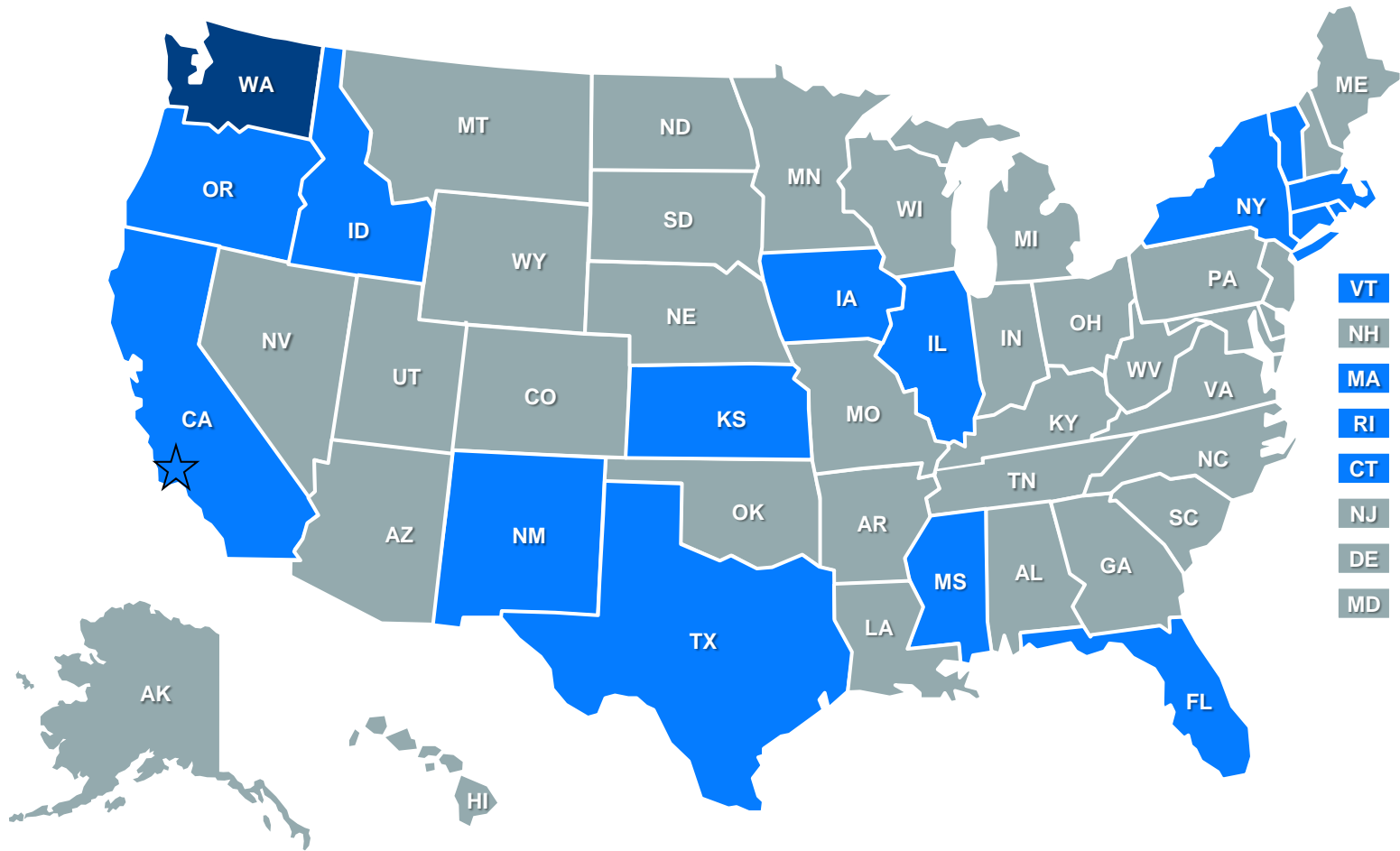
*\*Washington State 2012 dollars*

# Compare Costs and Benefits

POLICY/PROGRAM	COST	LONG-TERM BENEFITS	COST/BENEFIT RATIO
Intensive supervision (only)	\$4,140	<b>-\$578</b>	<b>-\$0.14</b>
Mental health court	\$2,935	<b>\$20,424</b>	\$6.96
Community drug treatment	\$1,602	<b>\$17,711</b>	\$11.05
Correctional education in prison	\$1,128	<b>\$21,426</b>	\$19.00
Work release	\$661	<b>\$7,117</b>	\$10.77
Cognitive behavioral therapy	\$412	<b>\$9,695</b>	\$23.55
Community job training & aid	\$135	<b>\$5,501</b>	\$40.76
JUVENILE PROGRAMS			
Functional Family Therapy	\$3,190	<b>\$37,739</b>	\$11.86
Aggression replacement training	\$1,508	<b>\$62,947</b>	\$41.75
Coordination of services	\$395	<b>\$5,501</b>	\$13.94
Scared Straight	\$65	<b>-\$4,949</b>	<b>-\$76.35</b>

*\*Washington State 2012 dollars*

# Participation in Results First



## What are Results First states doing?



**3** enacted legislation incorporating Results First into their policy making process

**2** used models to analyze legislation, avoiding millions in potential costs

**5** used their models to target **\$28 million** in funding

## Iowa

- Department of Corrections
- Found domestic violence treatment program was ineffective; replaced with alternative to achieve higher ROI
- Expanding capacity to provide effective programs



## Results First in California



- Community Corrections Partnerships
- Build county-specific cost-benefit tool
- Develop analytical capacity
- Target resources

## For more information

### **Ashleigh Holand**

Senior Associate, Pew-MacArthur Results First Initiative

[aholand@pewtrusts.org](mailto:aholand@pewtrusts.org)

(202) 540-6789